

STERILE

Preventogen

INFECTION PREVENTION POLYMER

Instructions for Use

1.5 mL Sterile Single-use Applicator



PREVENTOGEN™

INFECTION PREVENTION POLYMER

Instructions for Use

FOR EXTERNAL USE ONLY

1.5 mL Sterile Single-use Applicator

INGREDIENTS

Organic polymer in methylene chloride organic solvent

INTENDED USE AND PRODUCT DESCRIPTION

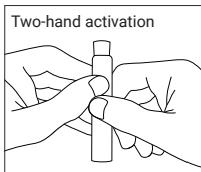
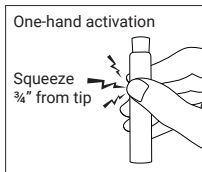
- Preventogen is indicated for providing a protective covering over closed surgical incisions and excisions, minor wounds and scrapes that are clean and dry
- Forms a microbicidal barrier [destructive to microbes]
- Preventogen provides an organic, clear, elastomeric, flexible, water resistant, non-odorous film for covering minor wounds, cuts, abrasions, burns and scrapes
- The film protects the wound against water, dirt and germs and is not intended as a treatment or cure for all types of wounds
- The elastomeric properties of the film help protect in difficult body regions where flexing, bending and creasing skin occurs
- Protects wound during healing
- Protects skin from blisters, calluses, and sores due to rubbing

PREPARATION

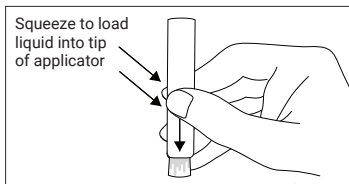
- Before applying Preventogen remove any moisturizers, lotions, soaps or creams thoroughly, clean and dry the skin
- Protect sensitive areas, such as stomas and mucous membranes (mouth, eyes and inner nose)

APPLICATION

- Remove applicator from blister package
- Point applicator tip upward and squeeze the tube with thumb and forefinger just below the tip to break the internal vial and release the Preventogen solution into the tip



- Turn the applicator tip downward and gently squeeze the stick to wet out the tip, being careful not to squeeze too hard creating a drip



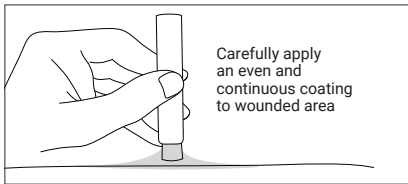
Applying more pressure will deliver more fluid to the applicator tip, but be cautious of over-squeezing

DO NOT use a milking motion or overly manipulate the applicator, the liquid will move toward tip with gravity

- Allow gravity to feed the tip, but you may gently squeeze the stick if more solution is needed
- To slow down the flow, release pressure on the stick
- When the tip is fully saturated, begin treating the surface immediately
- Apply the liquid evenly in a counter-clockwise orientation around the wound

APPLICATION CONT

- Cover an area that extends beyond the edges of the wound at least 1.25 in
- Momentary stinging may occur
- When used at room temperature, Preventogen will dry in less than one minute and form and polymerize into an elastomeric barrier



- Inspect film to be sure a complete, continuous covering of the wound and the surrounding area has occurred
- Preventogen will cover an area approximately 5 in x 5 in, or 2 in x 11 in
- Ensure that Preventogen has completely dried before covering with clothing, additional dressings, adhesives or athletic tape
- Depending on skin type, humidity, activity level and friction on the application surface, Preventogen will naturally wear off over 24 to 72 hours but may last longer when covered with additional dressing and/or areas that receive less friction and use
- You may begin to see raised edges of the Preventogen polymer after swimming, showering or physical activity
- The dry film covering should be inspected frequently for leakage and loosening of the edges
- Additional layers may be applied if the dry film begins to slough off or peel around the edges

REMOVAL

- To remove the film, wash the area with soap and water and gently peel off starting at the outer edges

STORAGE

- Store at room temperature between 68-77°F / 20-24°C
- Do not expose the product to direct sunlight

CAUTION

- For external skin use only.
- Do not use on deep or infected wounds or puncture wounds. Contact a physician for deep, puncture or infected wounds, animal bites, redness, swelling, or pain
- Intentional inhalation of the contents may be harmful or fatal. Use with adequate ventilation. Avoid contact of the solution with clothes or finished surfaces. Do not store near heat or flames.
- Do not place in plastic basin.
- Keep away from children, do not use near eyes, mouth, or nose. In case of ingestion, obtain medical assistance immediately

CONTENTS

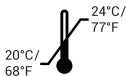
- 1.5 mL sterile single patient use applicator
- The product is comprised of a crushable glass ampoule contained within an outer plastic tube with an attached cotton tip applicator
- The device is sealed within a blister pack to maintain device sterility until opened or damaged

STERILITY

- Sterilized using E-Beam Sterilization per ISO 11137/13485 and FDA guidelines

STERILE

METHOD OF
STERILIZATION:
EBEAM



STORE AT ROOM
TEMPERATURE



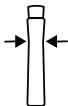
CONSULT
INSTRUCTIONS
FOR USE



SINGLE USE



DO NOT USE
IF PACKAGE IS
DAMAGED



BREAK AMPOULE
AFTER REMOVING
FROM PACKAGE

Preventogen.com | Questions: 855-411-4030 | Product code: PVT1530PS

Manufactured for: Prevent-Plus LLC, St. Louis, MO. Preventogen™ is a product of Prevent-Plus, LLC
© 2022 Prevent-Plus, LLC. All rights reserved. PVT 036 0622